

8

Series *ENFORCER*

www.colsoncaster.com

- Kinpinless Top Plate Swivel & Rigid
- Capacity up to 6000 lbs each



Standard Features

- Attractive zinc plated finish
- Single ball hardened swivel raceway construction
- 3/4" solid axle with nut
- 3/8" steel top plate
- Formed fork legs feature robotic welding inside and out for consistent quality
- Fork legs 3/8" thick x 3" wide
- Recessed zerck grease fitting on swivel raceway to prevent damage, grease fitting on wheel bearing for easy maintenance
- Multi-temp grease lubricates in extreme hot and cold temperatures

Caster Brake



Tread Lock
(See page 19)
Available on all swivel casters except V-Groove models (Specify **BRK1**).

Fork / Wheel Options



Hand Activated Swivel Lock
(See page 19)
Available on all swivel casters. Specify **MTG61** with standard top plate, **MTG62** with #2 top plate or **MTG63** with #3 top plate.

Nut Options
NT1 Thick lock nut

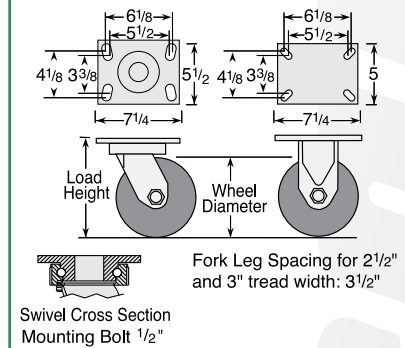
Load Height Option

Wheel Dia.	Load Ht.	Swi. Rad.	Specify
6"	8"	4 7/8"	LH8.0
8"	10-1/2"	6 5/8"	LH10.5
10"	12-1/2"	8 1/8"	LH12.5
12"	15-1/2"	10 1/8"	LH15.5

Wheel Selection

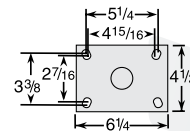


Standard Dimensions

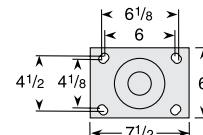


Optional Top Plates

2 Top Plate
(Specify **MTG2**).



3 Top Plate
(Specify **MTG3**).



Colson 8 Series Casters • Enforcer Kinpinless Top Plate Swivel & Rigid • Capacity to 6000 lbs

Wheel Dia.	Tread Width	Capacity Each (Pounds)	Wheel Descriptions	Swivel Top Plate Roller Bearing Caster Models	Rigid Top Plate Roller Bearing Caster Models	Optional Bearings (Order information below chart)	Load Height	Swivel Radius	Weight lbs (Rigid Deduct 5 lbs)
6"	2 1/2"	1600	Phenolic	8.06689.369	8.06688.369	Delrin, Roller	7 1/2	4 3/8	13 1/2
		2500	Cast Iron	8.06689.169	8.06688.169	Delrin, Roller	7 1/2	4 3/8	20
			V-Groove	8.06689.769	8.06688.769	Delrin, Roller	7 1/2	4 3/8	20
	3"	4000	Forged Steel	8.06689.269	8.06688.269	Delrin, Roller	7 1/2	4 3/8	24
		680	Moldon Rubber (Cast Iron Core)	8.06689.679.7	8.06688.679.7	Delrin, Roller	7 1/2	4 3/8	17
		2000	Phenolic	8.06689.379	8.06688.379	Delrin, Roller	7 1/2	4 3/8	14 1/4
		2040	Moldon Polyurethane (Cast Iron Core)	8.06689.979.7	8.06688.979.7	Delrin, Roller	7 1/2	4 3/8	19 1/4
6000	V-Groove	8.06689.789	8.06688.789	Delrin, Roller	7 1/2	4 3/8	21 1/4		
8"	2 1/2"	2500	Phenolic	8.08689.369	8.08688.369	Delrin, Roller	10 1/8	6 3/16	15 1/2
	3"	840	Moldon Rubber (Cast Iron Core)	8.08689.679.7	8.08688.679.7	Delrin, Roller	10 1/8	6 3/16	24 3/4
		2500	Phenolic	8.08689.379	8.08688.379	Delrin, Roller	10 1/8	6 3/16	16 1/2
			Moldon Polyurethane (Cast Iron Core)	8.08689.979.7	8.08688.979.7	Delrin, Roller	10 1/8	6 3/16	27 3/4
			Cast Iron	8.08689.179	8.08688.179	Delrin, Roller	10 1/8	6 3/16	27 3/4
		4500	Forged Steel	8.08689.279	8.08688.279	Delrin, Roller	10 1/8	6 3/16	31 1/4
		2500	V-Groove	8.08689.779	8.08688.779	Delrin, Roller	10 1/8	6 3/16	31 1/4
10"	2 1/2"	1000	Performa Rubber (Flat/Black)	8.10689.459.2	8.10688.459.2	Delrin, Roller	11 1/2	7 3/8	18 1/4
		1200	Polyurethane HI-TECH	8.10689.959	8.10688.959	Delrin, Roller	11 1/2	7 3/8	18 1/4
		2500	Phenolic	8.10689.369	8.10688.369	Delrin, Roller	11 1/2	7 3/8	19 1/2
	3"	1000	Moldon Rubber (Cast Iron Core)	8.10689.679.7	8.10688.679.7	Delrin, Roller	11 1/2	7 3/8	25 1/4
		2900	Phenolic	8.10689.379	8.10688.379	Delrin, Roller	11 1/2	7 3/8	19 1/2
		3000	Moldon Polyurethane (Cast Iron Core)	8.10689.979.7	8.10688.979.7	Delrin, Roller	11 1/2	7 3/8	31 1/2
		Cast Iron	8.10689.179	8.10688.179	Delrin, Roller	11 1/2	7 3/8	31 1/2	
4500	Forged Steel	8.10689.279	8.10688.279	Delrin, Roller	11 1/2	7 3/8	37 1/2		
12"	3"	1140	Moldon Rubber (Cast Iron Core)	8.12689.679.7	8.12688.679.7	Delrin, Roller	13 1/2	8 7/8	28 3/4
		1700	Performa Rubber (Flat/Black)	8.12689.459.2	8.12688.459.2	Delrin, Roller	13 1/2	8 7/8	22 1/4
			Polyurethane HI-TECH	8.12689.989	8.12688.989	Delrin, Roller	13 1/2	8 7/8	22 1/4
		3000	Cast Iron	8.12689.179	8.12688.179	Delrin, Roller	13 1/2	8 7/8	35 3/4
		3500	Phenolic	8.12689.379	8.12688.379	Delrin, Roller	13 1/2	8 7/8	24 3/4
			Moldon Polyurethane (Cast Iron Core)	8.12689.979.7	8.12688.979.7	Delrin, Roller	13 1/2	8 7/8	40

8 Series

Bearing Options

Wheels feature roller bearings in above chart. To order optional bearings, see information to the right.



Roller Bearing
Metal cage roller bearing (Specify **WB29**).
Metal thrust & retainer washers (Specify **WSR1**).



Delrin Bearing
For standard two-piece bearing change 9th digit to "1" (Example: 8.06689.361).